



8165 E Kaiser Blvd. Anaheim, CA 92808
www.lightlaboratory.com

Report No: L032013201



Report No: L032013201

Issue Date: 3/24/2020

Report Prepared For: Dreamscape Lighting Mfg., Inc.
5521 West Washington Blvd., LA CA 90016

Model Number: DLED-126-SSD-10W-120-WET-FL-B-3K90

Test: Photometric/Electrical Test

Standards Used: Appropriate part or all test guidelines were used for test performed:
IESNA LM79: 2008 Approved Methods for Electrical and Photometric Measurements of Solid-State Lighting Products
ANSI NEMA ANSLG C78.377: 2008 Specification of the Chromaticity of Solid State Lighting Products
ANSI C82.77:2002: Harmonic Emission Limits-Related Quality Requirements for Lighting Equipment

Description of Sample: Client submitted the sample. Received in working and undamaged condition. No modifications were necessary.

Special Test Condition: Fixture is tested with no special conditions.

Sample Arrival Date: 3/23/20

Date of Tests: 3/23/20 - 3/24/20

Seasoning of Sample: No seasoning was performed in accordance with IESNA LM-79.

Equipment List

Equipment Used	Model No	Stock No	Calibration Due Date
Chroma Programmable AC Source	61604	PS-AC02	--
Yokogawa Digital Power Meter	WT210	MT-EL06-S4	1/9/21
BK PRECISION	1747	PS-DC04	1/10/21
Fluke Digital Thermometer	52K/J	MT-TP05	1/10/21
LLI Type C Goniophotometer System	RMG-C-MKII	CD-LL04-GC	--
LLI 2M Sphere	2MR97	CD-SN03-S2	--
LLI Spectroradiometer	SPR-3000	MT-SC01-S2	Before Use

General Information

Manufacturer:	Dreamscape Lighting Mgf., Inc.
Model Number:	DLED-126-SSD-10W-120-WET-FL-B-3K90
Driver Model Number:	L.T.F. DIMMABLE LED DRIVER DA10W350C1530LI-0000

Photometric & Electrical Test Results

Total Lumens:	141.00
Efficacy:	16.97
Input Voltage (VAC/60Hz):	119.97
Input Current (Amp):	0.0752
Input Power (W):	8.31
Input Power Factor:	0.9209
Current ATHD (%):	21.7%

Test Condition

Ambient Temperature (°C):	25.0
Stabilization Time (Hours):	0:30
Total Operating Time (Hours):	1:00




FIG. 1 LUMINAIRE

Test Methods

Photometric Measurements - Goniophotometer

A Custom Light Laboratory Type C Rotating Mirror Goniophotometer was used to measure candelas(intensity) at each angle of distribution as defined by IESNA for the appropriate fixture type.

Ambient temperature is set to 25°C and is measured from the center of the fixture, within 1ft from the outside of the fixture. Temperature is maintained at 25°C throughout the testing process and the sample is stabilized for at least 30mins and longer as necessary for the sample to achieve stabilization.

Electrical measurements are measured using the listed equipment.

Spectral Measurements - Integrating Sphere

A Sensing Spectroradiometer SPR-3000, in conjunction with Light Laboratory 2 meter integrating sphere was used to measure chromaticity coordinates, correlated color temperature(CCT) and the color rendering index(CRI) for each sample.

Ambient temperature is set to 25°C and is measured from the center of the fixture, within 1ft from the outside of the fixture. Temperature is maintained at 25°C throughout the testing process and the sample is stabilized for at least 30mins and longer as necessary for the sample to achieve stabilization.

Electrical measurements are measured using the listed equipment.

Disclaimers:

This report must not be used by the customer to claim product certification, approval or endorsement by NVLAP, NIST or any agency of Federal Government.

Report Prepared by : Keyur Patel

Test Report Reviewed by:



Steve Kang
Quality Assurance

**Attached are photometric data reports. Total number of pages: 10*



8165 E. Kaiser Blvd. Anaheim, CA 92808
www.lightlaboratory.com

Photometric Test Report

IES ROAD REPORT
PHOTOMETRIC FILENAME : L032013201.IES

DESCRIPTIVE INFORMATION (From Photometric File)

IESNA:LM-63-2002
[TEST] L032013201
[TESTLAB] LIGHT LABORATORY, INC. (www.lightlaboratory.com)
[ISSUEDATE] 3/24/2020
[MANUFAC] Dreamscape Lighting Mgf., Inc.
[LUMCAT] DLED-126-SSD-10W-120-WET-FL-B-3K90
[LUMINAIRE] Mesa 10W LED Path and Setp Light
[BALLASTCAT] L.T.F. DIMMABLE LED DRIVER DA10W350C1530LI-0000
[OTHER] INDICATING THE CANDELA VALUES ARE ABSOLUTE AND
[MORE] SHOULD NOT BE FACTORED FOR DIFFERENT LAMP RATINGS.
[INPUT] 119.97VAC, 8.31W
[TEST PROCEDURE] IESNA:LM-79-08

CHARACTERISTICS

IES Classification	Type VS
Longitudinal Classification	Very Short
Lumens Per Lamp	N.A. (absolute)
Total Lamp Lumens	N.A. (absolute)
Luminaire Lumens	141
Downward Total Efficiency	N.A. (absolute)
Total Luminaire Efficiency	N.A. (absolute)
Luminaire Efficacy Rating (LER)	17
Total Luminaire Watts	8.31
Ballast Factor	1.00
Upward Waste Light Ratio	0.00
Maximum Candela	400.88
Maximum Candela Angle	90H 0V
Maximum Candela (<90 Degrees Vertical)	400.88
Maximum Candela Angle (<90 Degrees Vertical)	90H 0V
Maximum Candela At 90 Degrees Vertical	0 (0.0% Luminaire Lumens)
Maximum Candela from 80 to <90 Degrees Vertical	.585 (0.4% Luminaire Lumens)
Cutoff Classification (deprecated)	N.A. (absolute)

IES ROAD REPORT
PHOTOMETRIC FILENAME : L032013201.IES

LUMINAIRE CLASSIFICATION SYSTEM (LCS)

	Lumens	% Lamp	% Luminaire
FL - Front-Low (0-30)	59.8	N.A.	42.4
FM - Front-Medium (30-60)	9.6	N.A.	6.8
FH - Front-High (60-80)	0.9	N.A.	0.7
FVH - Front-Very High (80-90)	0.2	N.A.	0.1
BL - Back-Low (0-30)	59.8	N.A.	42.4
BM - Back-Medium (30-60)	9.6	N.A.	6.8
BH - Back-High (60-80)	0.9	N.A.	0.7
BVH - Back-Very High (80-90)	0.2	N.A.	0.1
UL - Uplight-Low (90-100)	0.0	N.A.	0.0
UH - Uplight-High (100-180)	0.0	N.A.	0.0
Total	141.0	N.A.	100.0
BUG Rating	B0-U0-G0		

ZONAL LUMEN SUMMARY

Zone	%
0-20	58.9
0-30	83.2
0-40	92.6
0-60	97.8
0-80	99.5
0-90	100
10-90	81.3
20-40	33.7
20-50	37.6
40-70	6.3
60-80	1.7
70-80	0.7
80-90	0.5
90-110	0
90-120	0
90-130	0
90-150	0
90-180	0
110-180	0
0-180	100

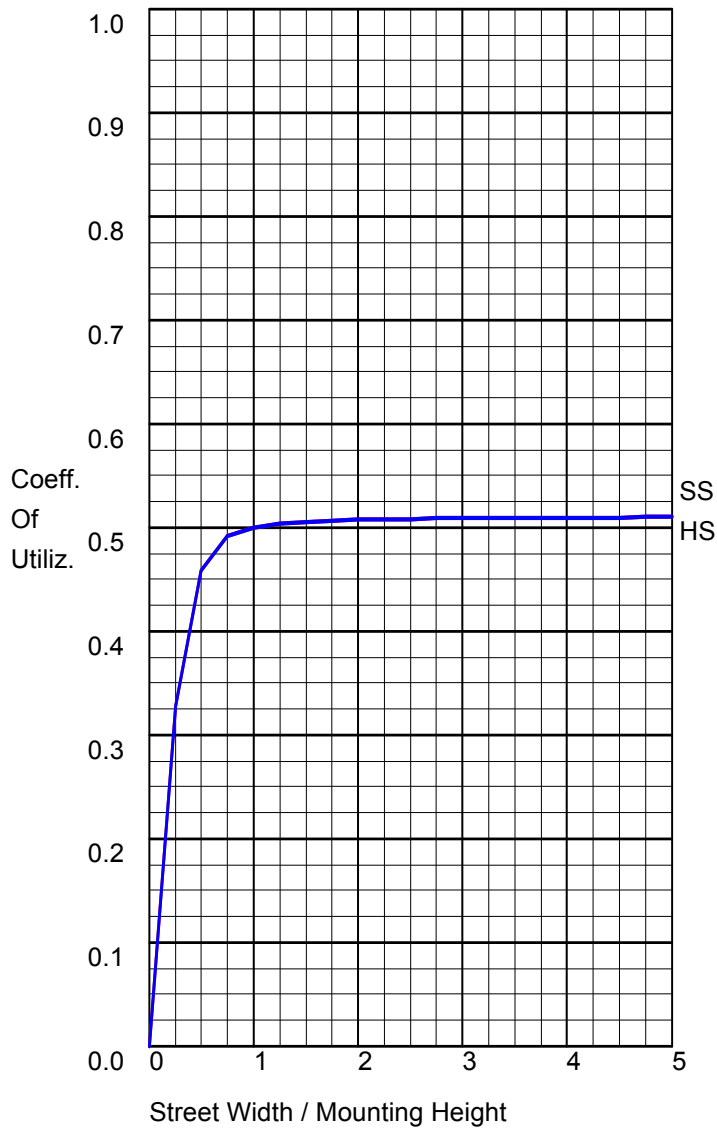
IES ROAD REPORT
PHOTOMETRIC FILENAME : L032013201.IES

CANDELA TABULATION

Vert. Angles	Horizontal Angles									
	<u>0</u>	<u>5</u>	<u>10</u>	<u>15</u>	<u>20</u>	<u>25</u>	<u>30</u>	<u>35</u>	<u>40</u>	<u>45</u>
0.0	400.88	400.88	400.88	400.88	400.88	400.88	400.88	400.88	400.88	400.88
1.0	397.43	397.41	397.35	397.21	397.16	397.01	396.80	396.71	396.56	396.42
3.0	383.93	383.89	383.83	383.62	383.40	382.87	382.45	381.97	381.45	380.96
5.0	364.14	364.12	363.86	363.52	363.01	362.13	361.51	360.86	360.14	359.45
7.0	332.22	332.17	331.76	330.95	329.92	329.02	328.23	327.39	326.69	325.91
9.0	300.47	300.15	299.49	298.61	297.57	296.95	296.33	295.61	294.78	294.09
11.0	266.94	266.78	266.27	265.44	264.80	264.30	263.77	263.32	262.41	261.61
13.0	232.06	232.00	231.82	231.70	231.71	231.36	230.65	230.17	229.34	228.52
15.0	199.53	199.39	199.25	198.97	198.74	198.41	199.04	199.25	198.81	198.16
17.0	167.73	167.74	168.02	168.14	167.84	167.42	167.63	167.74	168.46	168.59
19.5	126.65	126.82	127.27	128.43	129.87	131.16	132.24	133.37	133.49	133.94
22.5	90.55	90.56	90.91	91.35	92.00	92.71	94.13	96.44	98.40	99.69
25.5	60.88	61.01	61.74	62.79	64.77	66.24	67.57	68.73	69.96	72.26
29.0	38.07	38.05	38.61	39.11	40.36	40.87	42.36	44.25	45.93	46.91
33.0	21.69	21.80	21.91	22.24	22.69	23.57	24.37	25.18	25.64	26.70
37.5	12.10	12.16	12.32	12.48	12.87	13.13	13.33	13.53	13.67	13.86
42.5	5.69	5.76	5.92	6.10	6.41	6.73	6.87	6.96	7.03	6.95
47.5	3.13	3.13	3.15	3.22	3.35	3.49	3.67	3.88	3.97	3.96
55.0	1.78	1.78	1.77	1.77	1.77	1.81	1.83	1.83	1.88	1.89
65.0	1.14	1.12	1.09	1.08	1.06	1.04	1.01	1.00	1.00	1.00
75.0	0.75	0.74	0.74	0.71	0.68	0.65	0.64	0.62	0.59	0.58
85.0	0.40	0.40	0.40	0.39	0.40	0.39	0.38	0.38	0.37	0.37
90.0	0.00	0.00	0.00	0.00	0.00	0.00	0.00	0.00	0.00	0.00

Vert. Angles	Horizontal Angles									
	<u>50</u>	<u>55</u>	<u>60</u>	<u>65</u>	<u>70</u>	<u>75</u>	<u>80</u>	<u>85</u>	<u>90</u>	
0.0	400.88	400.88	400.88	400.88	400.88	400.88	400.88	400.88	400.88	
1.0	396.22	396.11	396.03	395.92	395.84	395.79	395.72	395.70	395.74	
3.0	380.52	380.02	379.59	379.33	379.08	378.95	378.85	378.76	378.74	
5.0	358.90	358.35	357.73	357.31	356.86	356.61	356.52	356.49	356.53	
7.0	325.15	324.44	323.59	322.88	322.20	321.75	321.56	321.38	321.48	
9.0	293.12	292.30	291.24	290.36	289.67	289.00	288.48	288.05	287.84	
11.0	260.69	259.84	258.98	257.94	257.11	256.25	255.33	254.79	254.64	
13.0	227.86	226.94	226.28	225.64	224.73	223.78	222.98	222.41	222.18	
15.0	197.66	196.85	196.31	195.94	195.25	193.93	192.98	192.31	192.07	
17.0	168.25	167.83	167.20	166.42	165.08	164.16	163.60	163.23	163.17	
19.5	134.33	133.95	133.52	132.88	131.97	130.94	129.98	129.35	129.22	
22.5	100.28	100.40	100.10	98.93	97.49	96.37	95.54	95.00	94.85	
25.5	73.95	73.79	73.19	72.27	71.14	70.03	68.95	68.18	68.04	
29.0	47.58	49.00	48.41	47.58	46.65	45.56	44.79	44.18	43.82	
33.0	27.51	27.54	28.13	27.74	26.96	26.18	25.34	24.80	24.57	
37.5	14.05	14.47	14.64	14.71	14.26	13.69	13.27	13.02	12.89	
42.5	6.99	7.09	7.19	7.23	7.24	7.10	6.96	6.76	6.62	
47.5	3.93	3.91	3.92	3.99	4.03	4.05	4.01	3.98	3.93	
55.0	1.94	1.97	2.01	2.06	2.14	2.23	2.26	2.27	2.27	
65.0	1.02	1.05	1.07	1.14	1.19	1.27	1.34	1.34	1.35	
75.0	0.58	0.58	0.60	0.62	0.65	0.71	0.77	0.81	0.82	
85.0	0.36	0.35	0.35	0.34	0.34	0.35	0.34	0.34	0.35	
90.0	0.00	0.00	0.00	0.00	0.00	0.00	0.00	0.00	0.00	

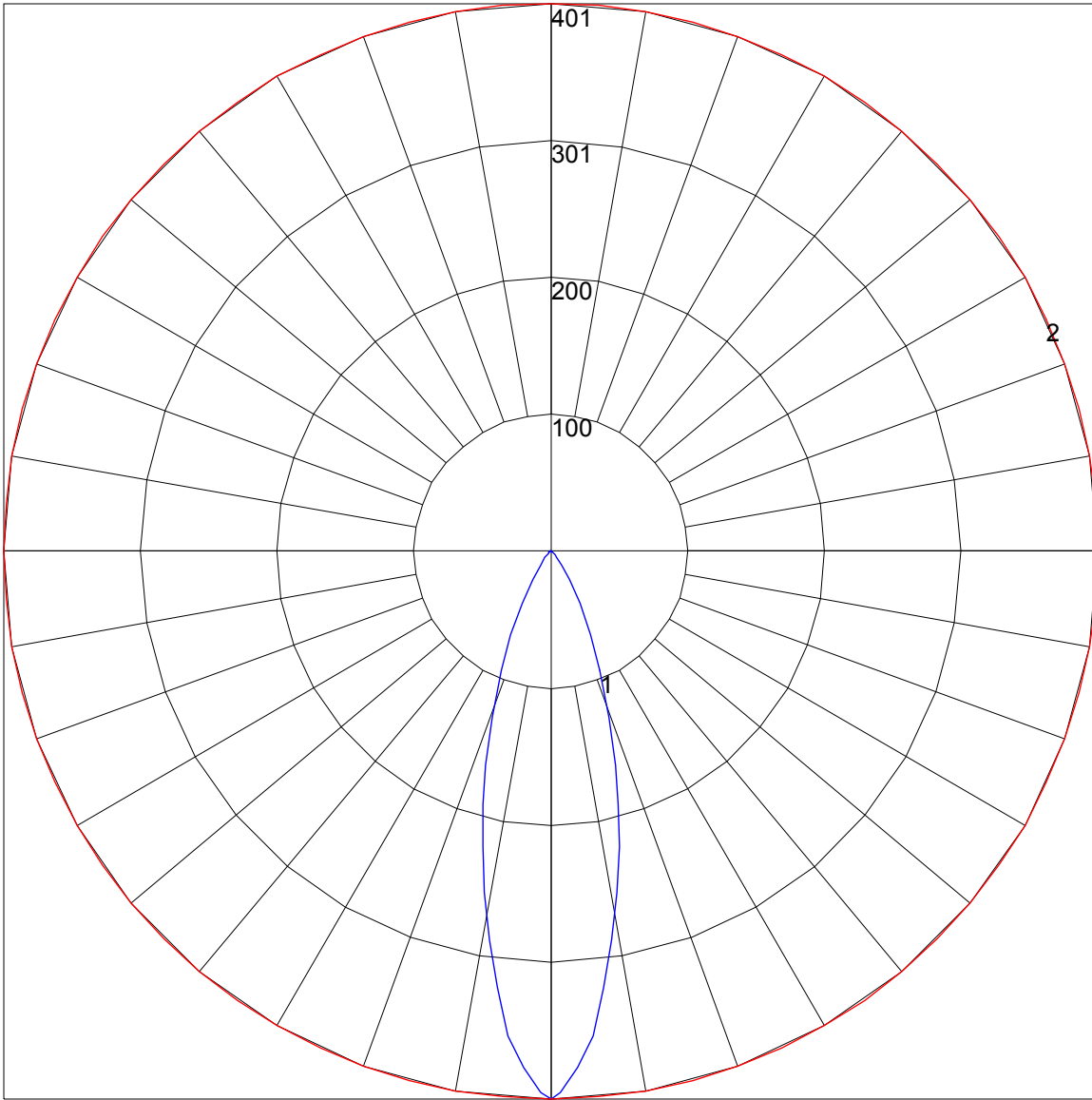
COEFFICIENTS OF UTILIZATION



FLUX DISTRIBUTION

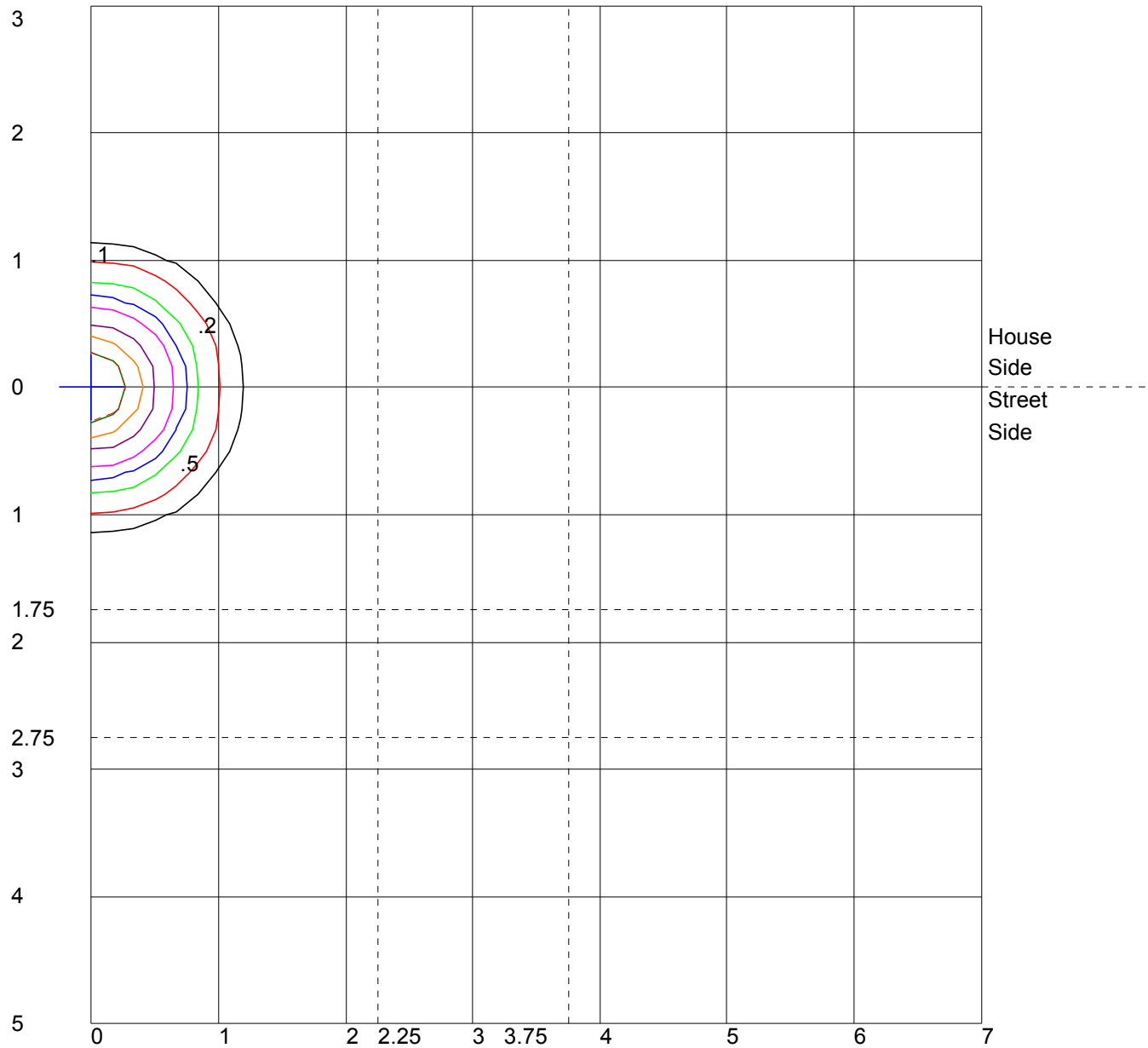
	Lumens	Percent Of Luminaire
Downward Street Side	70.5	50.0
Downward House Side	70.5	50.0
Downward Total	141.0	99.9
Upward Street Side	0.0	0.0
Upward House Side	0.0	0.0
Upward Total	0.0	0.0
Total Flux	141.0	99.9

POLAR GRAPH



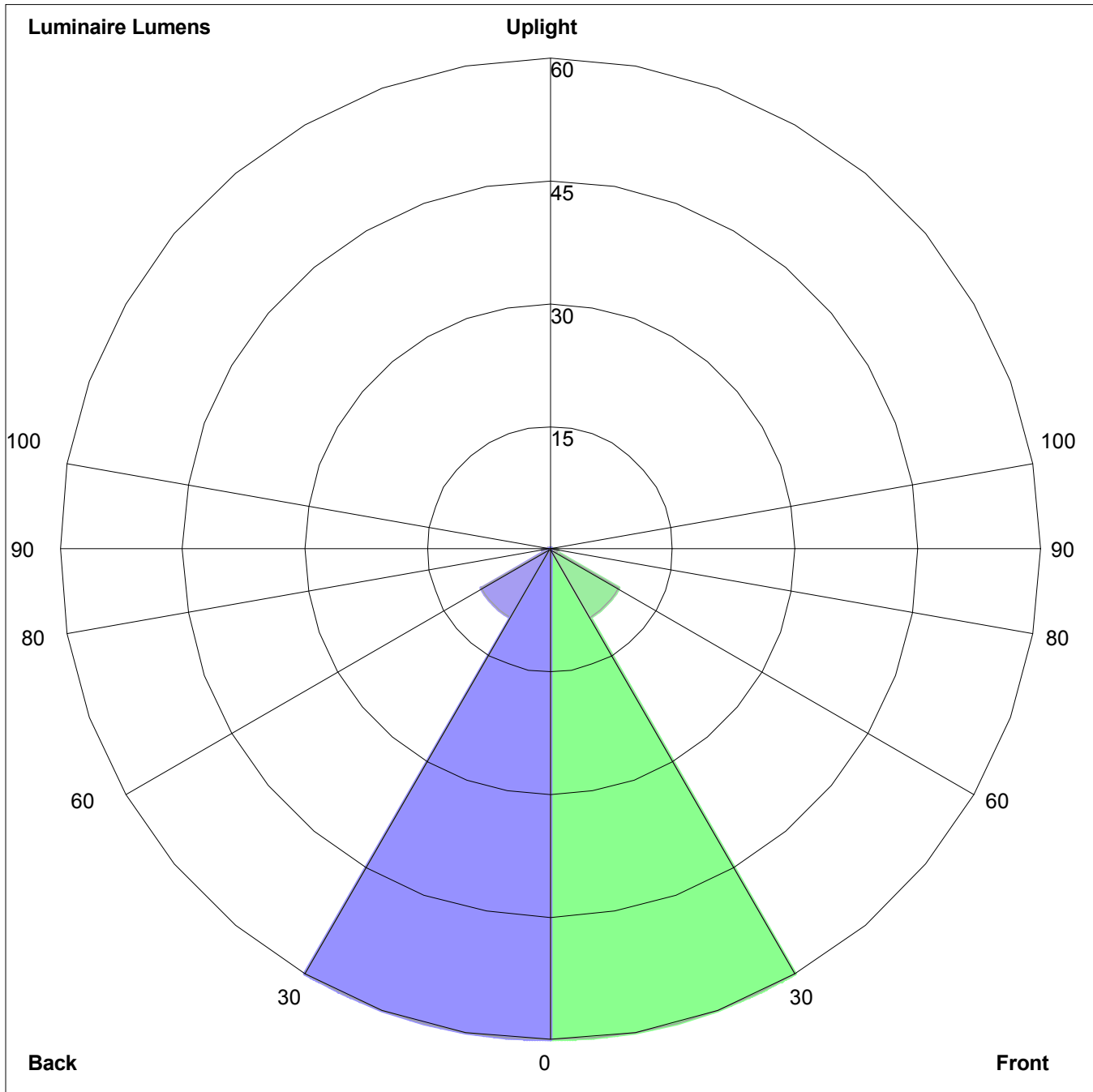
Maximum Candela = 400.88 Located At Horizontal Angle = 90, Vertical Angle = 0
1 - Vertical Plane Through Horizontal Angles (90 - 270) (Through Max. Cd.)
2 - Horizontal Cone Through Vertical Angle (0) (Through Max. Cd.)

ISOFOOTCANDLE LINES OF HORIZONTAL ILLUMINANCE



Distance In Units Of Mounting Height
 Values Based On 3 Foot Mounting Height
 1/2 Maximum Candela Trace Shown As Dashed Curve
 (+) = Maximum Candela Point

LUMINAIRE CLASSIFICATION SYSTEM (LCS) GRAPH



Luminaire Lumens:
Front: Low=59.8, Medium=9.6, High=0.9, Very High=0.2
Back: Low=59.8, Medium=9.6, High=0.9, Very High=0.2
Uplight: Low=0.0, High=0.0

BUG Rating : B0-U0-G0