

Recessed Damp Location Trimless Dimmable Linear Fixture with Screwless Decorative U-Shaped White Acrylic Diffuser and Optional Downlight with Integral Electronic Driver for Vertical L Intersecting Plane Applications - 90+CRI

PROJECT	TYPE	CATALOG NUMBER
---------	------	----------------

Fixture Description:

Recessed damp location trimless dimmable linear LED fixture with screwless decorative white acrylic diffuser and optional downlight.

Features:

- Diffuser:** High Transmission U-shaped white acrylic snap fit lens.
- Lamping:** 50,000 hour 3.9W LED light source. Downlight is 10W CC LED COB.
- Electrical:** All drivers are constant voltage. 24V DC.
- Dimming:** Select from the following options.
LUTRON HDA-ECO Hi-Lume™ 1% Eco-System or 1% 3-Wire LUTRON LTE Hi-Lume™ 1% 2-Wire Driver/Dimmer
LTF 2-Wire Driver/Dimmer - ELV Reverse Phase w/Neutral LTF 0-10 Driver/Dimmer
NOTE: Every 4' of length will require 1 driver.
Example: 96" length includes 2 drivers.

5. Adjustable L-Bracket: Allows for 3/8" - 1" variable recessed depth alignment.

NOTE: For any other thickness contact factory for a custom bracket.

6. Housing: Fixture wall is .0625 extruded aluminum.

7. White powder coated wiring cover.

8. Fixture has one 1/2" knockout on each end.

Housing Dimensions: 3.50"W x 3"D

Length: See Chart

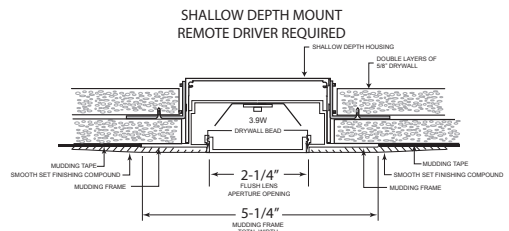
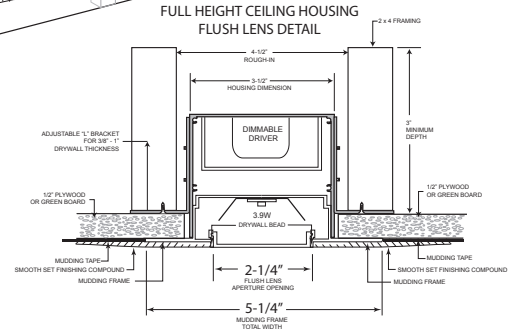
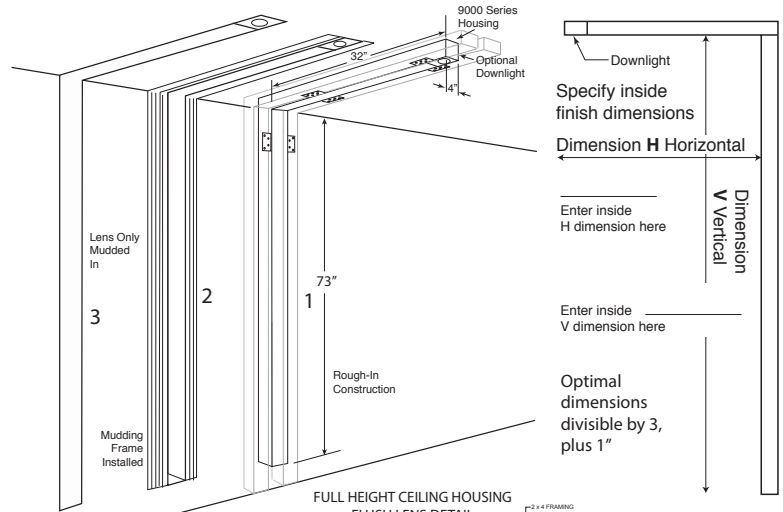
Patent: Design Patent No. 473,670S

US Patent No. US 6,616,309 B2

NOTE: This fixture is NON-IC. If fixture is installed in an insulated space, insulation must be held back 3" from contact with fixture. Please check your local electrical and building codes.

LED Wattage per Foot	Lumens per Foot	Color Temp.	CRI
3.9W	356	3K-90	97
3.9W	350	27K-90	90+
3.9W	356	35K-90	90+

Fixture Wattage per Foot	Lumens per Foot	Color Temp.	CRI
4.9W	250	3K-90	97
4.9W	240	27K-90	90+
4.9W	250	35K-90	90+



To Form a Catalog Number:	Prefix	Series	Intersecting Plane	Horizontal Length	Full Height Ceiling Hsg.	Downlight	Vertical Length	Flush Lens	Shallow Depth Wall Housing	Color Temp.	Driver	Voltage
	DLED	9800-VL	IP	H32	FLCH	DOWNLIGHT	V73	FL	SDWH	3K90	LTF	120
Which Specifies:	DLED	9800-VL	IP	H_____	FHCH	DOWNLIGHT 10W CC LED COB	V_____	FL	SDWH	3K-90 27K-90 35K-90	HDA-ECO LUTRON Hi-Lume™ 1% EcoSystem HDA-ECO-3 LUTRON Hi-Lume™ 1% 3-Wire LTE LUTRON 1% 2-Wire LTF 2-Wire LTF-0-10	120 or 277 120 or 277 120 120 or 277
SEE DLED-9800-FL-3.9 SPEC SHEET FOR DRIVERS AND OTHER INFORMATION												
Ordering Example: DLED-9800-VL-IP-H32-FHCH-DOWNLIGHT-V73-FL-SDWH-3K-90-LTF-120V												