



8165 E Kaiser Blvd. Anaheim, CA 92808
www.lightlaboratory.com

Report No: L081911001



Report No: L081911001

Issue Date: 10/23/2019

Report Prepared For: Dreamscape Lighting
5521 Washignton Blvd. Los Angeles, CA 90016

Model Number: DLED 104

Test: Photometric/Electrical Test

Standards Used: Appropriate part or all test guidelines were used for test performed:
IESNA LM79: 2008 Approved Methods for Electrical and Photometric Measurements of Solid-State Lighting Products
ANSI NEMA ANSLG C78.377: 2008 Specification of the Chromaticity of Solid State Lighting Products
ANSI C82.77:2002: Harmonic Emission Limits-Related Quality Requirements for Lighting Equipment

Description of Sample: Client submitted the sample. Received in working and undamaged condition. No modifications were necessary.

Special Test Condition: Fixture is tested with no special conditions.

Sample Arrival Date: 10/17/19

Date of Tests: 10/18/19 - 10/23/19

Seasoning of Sample: No seasoning was performed in accordance with IESNA LM-79.

Equipment List

Equipment Used	Model No	Stock No	Calibration Due Date
Chroma Programmable AC Source	61604	PS-AC02	--
Yokogawa Digital Power Meter	WT210	MT-EL06-S4	1/9/21
BK PRECISION	1747	PS-DC04	1/10/21
Fluke Digital Thermometer	52K/J	MT-TP05	1/10/21
LLI Type C Goniophotometer System	RMG-C-MKII	CD-LL04-GC	--
LLI 2M Sphere	2MR97	CD-SN03-S2	--
LLI Spectroradiometer	SPR-3000	MT-SC01-S2	Before Use

General Information

Manufacturer:	Dreamscape Lighting
Model Number:	DLED 104
Driver Model Number:	N/A

Photometric & Electrical Test Results

Total Lumens:	573.60
Efficacy:	87.75
Input Voltage (VAC/60Hz):	12.01
Input Current (Amp):	0.7928
Input Power (W):	6.54
Input Power Factor:	0.6868
Current ATHD (%):	69.6%

Test Condition

Ambient Temperature (°C):	25.0
Stabilization Time (Hours):	0:45
Total Operating Time (Hours):	1:20




FIG. 1 LUMINAIRE

Test Methods

Photometric Measurements - Goniophotometer

A Custom Light Laboratory Type C Rotating Mirror Goniophotometer was used to measure candelas(intensity) at each angle of distribution as defined by IESNA for the appropriate fixture type.

Ambient temperature is set to 25°C and is measured from the center of the fixture, within 1ft from the outside of the fixture. Temperature is maintained at 25°C throughout the testing process and the sample is stabilized for at least 30mins and longer as necessary for the sample to achieve stabilization.

Electrical measurements are measured using the listed equipment.

Spectral Measurements - Integrating Sphere

A Sensing Spectroradiometer SPR-3000, in conjunction with Light Laboratory 2 meter integrating sphere was used to measure chromaticity coordinates, correlated color temperature(CCT) and the color rendering index(CRI) for each sample.

Ambient temperature is set to 25°C and is measured from the center of the fixture, within 1ft from the outside of the fixture. Temperature is maintained at 25°C throughout the testing process and the sample is stabilized for at least 30mins and longer as necessary for the sample to achieve stabilization.

Electrical measurements are measured using the listed equipment.

Disclaimers:

This report must not be used by the customer to claim product certification, approval or endorsement by NVLAP, NIST or any agency of Federal Government.

Report Prepared by : Dennis Malonzo

Test Report Reviewed by:



Steve Kang
Quality Assurance

**Attached are photometric data reports. Total number of pages: 11*



8165 E. Kaiser Blvd. Anaheim, CA 92808
 www.lightlaboratory.com

Photometric Test Report

IES ROAD REPORT
PHOTOMETRIC FILENAME : L081911001.IES

DESCRIPTIVE INFORMATION (From Photometric File)

IESNA:LM-63-2002
 [TEST] L081911001
 [TESTLAB] LIGHT LABORATORY, INC. (www.lightlaboratory.com)
 [ISSUEDATE] 10/23/2019
 [MANUFAC] Dreamscape Lighting
 [LUMCAT] DLED 104
 [LUMINAIRE] LUNAR LED DIRECTIONAL LIGHTING
 [BALLASTCAT] N/A
 [OTHER] INDICATING THE CANDELA VALUES ARE ABSOLUTE AND
 [MORE] SHOULD NOT BE FACTORED FOR DIFFERENT LAMP RATINGS.
 [INPUT] 12.01VAC, 6.54W
 [TEST PROCEDURE] IESNA:LM-79-08

CHARACTERISTICS

IES Classification	Type VS
Longitudinal Classification	Very Short
Lumens Per Lamp	N.A. (absolute)
Total Lamp Lumens	N.A. (absolute)
Luminaire Lumens	574
Downward Total Efficiency	N.A. (absolute)
Total Luminaire Efficiency	N.A. (absolute)
Luminaire Efficacy Rating (LER)	88
Total Luminaire Watts	6.54
Ballast Factor	1.00
Upward Waste Light Ratio	0.00
Maximum Candela	1682
Maximum Candela Angle	90H 0V
Maximum Candela (<90 Degrees Vertical)	1682
Maximum Candela Angle (<90 Degrees Vertical)	90H 0V
Maximum Candela At 90 Degrees Vertical	0 (0.0% Luminaire Lumens)
Maximum Candela from 80 to <90 Degrees Vertical	0 (0.0% Luminaire Lumens)
Cutoff Classification (deprecated)	N.A. (absolute)

IES ROAD REPORT
PHOTOMETRIC FILENAME : L081911001.IES

LUMINAIRE CLASSIFICATION SYSTEM (LCS)

ZONAL LUMEN SUMMARY

	Lumens	% Lamp	% Luminaire	Zone	%
FL - Front-Low (0-30)	247.6	N.A.	43.2		
FM - Front-Medium (30-60)	36.2	N.A.	6.3	0-20	64.8
FH - Front-High (60-80)	3.0	N.A.	0.5	0-30	86.3
FVH - Front-Very High (80-90)	0.0	N.A.	0.0	0-40	93.7
BL - Back-Low (0-30)	247.6	N.A.	43.2	0-60	99
BM - Back-Medium (30-60)	36.2	N.A.	6.3	0-80	100
BH - Back-High (60-80)	3.0	N.A.	0.5	0-90	100
BVH - Back-Very High (80-90)	0.0	N.A.	0.0	10-90	75.7
UL - Uplight-Low (90-100)	0.0	N.A.	0.0	20-40	29
UH - Uplight-High (100-180)	0.0	N.A.	0.0	20-50	32.3
				40-70	6.1
Total	573.6	N.A.	100.0	60-80	1
				70-80	0.2
BUG Rating	B1-U0-G0			80-90	0
				90-110	0
				90-120	0
				90-130	0
				90-150	0
				90-180	0
				110-180	0
				0-180	100

IES ROAD REPORT
PHOTOMETRIC FILENAME : L081911001.IES

CANDELA TABULATION

Vert. Angles	Horizontal Angles									
	<u>0</u>	<u>5</u>	<u>10</u>	<u>15</u>	<u>20</u>	<u>25</u>	<u>30</u>	<u>35</u>	<u>40</u>	<u>45</u>
0.0	1682	1682	1682	1682	1682	1682	1682	1682	1682	1682
0.5	1679	1678	1678	1678	1679	1680	1681	1682	1681	1680
1.0	1674	1675	1673	1674	1675	1676	1677	1677	1678	1676
1.5	1667	1667	1667	1668	1668	1670	1670	1670	1669	1670
2.0	1657	1657	1657	1658	1659	1660	1661	1661	1661	1661
2.5	1642	1643	1645	1646	1647	1648	1650	1649	1650	1650
3.0	1628	1629	1630	1632	1633	1634	1636	1636	1637	1637
3.5	1613	1613	1615	1616	1617	1618	1620	1620	1621	1621
4.0	1595	1596	1597	1598	1599	1601	1602	1603	1604	1604
4.5	1577	1577	1578	1579	1580	1581	1583	1584	1585	1585
5.0	1553	1555	1556	1558	1559	1560	1562	1563	1564	1565
6.0	1506	1507	1508	1510	1511	1512	1513	1514	1516	1517
7.0	1448	1449	1452	1453	1454	1455	1457	1458	1459	1460
8.0	1383	1384	1386	1388	1389	1391	1392	1394	1395	1395
9.0	1314	1314	1316	1318	1319	1322	1323	1325	1325	1325
10.0	1241	1241	1242	1245	1246	1248	1249	1251	1251	1250
12.5	1048	1048	1048	1050	1051	1053	1055	1056	1055	1054
15.0	853	853	854	855	856	855	854	853	852	853
17.5	669	668	666	666	665	663	661	660	659	659
20.0	502	502	502	501	499	496	495	493	491	491
25.0	262	261	261	261	260	258	255	253	250	247
30.0	126	126	125	125	125	124	123	122	121	119
35.0	62	62	62	62	63	62	62	62	61	61
40.0	36	36	36	37	37	37	37	37	36	36
45.0	24	24	24	24	24	24	25	25	24	24
50.0	16	16	16	16	17	17	17	17	17	17
55.0	11	11	11	12	12	12	12	12	12	12
60.0	8	8	8	8	8	8	8	8	8	8
65.0	5	5	5	5	5	5	5	5	5	5
70.0	2	2	2	2	2	2	2	2	2	3
75.0	1	1	1	1	1	1	1	1	1	1
80.0	0	0	0	0	0	0	0	0	0	0
85.0	0	0	0	0	0	0	0	0	0	0
90.0	0	0	0	0	0	0	0	0	0	0

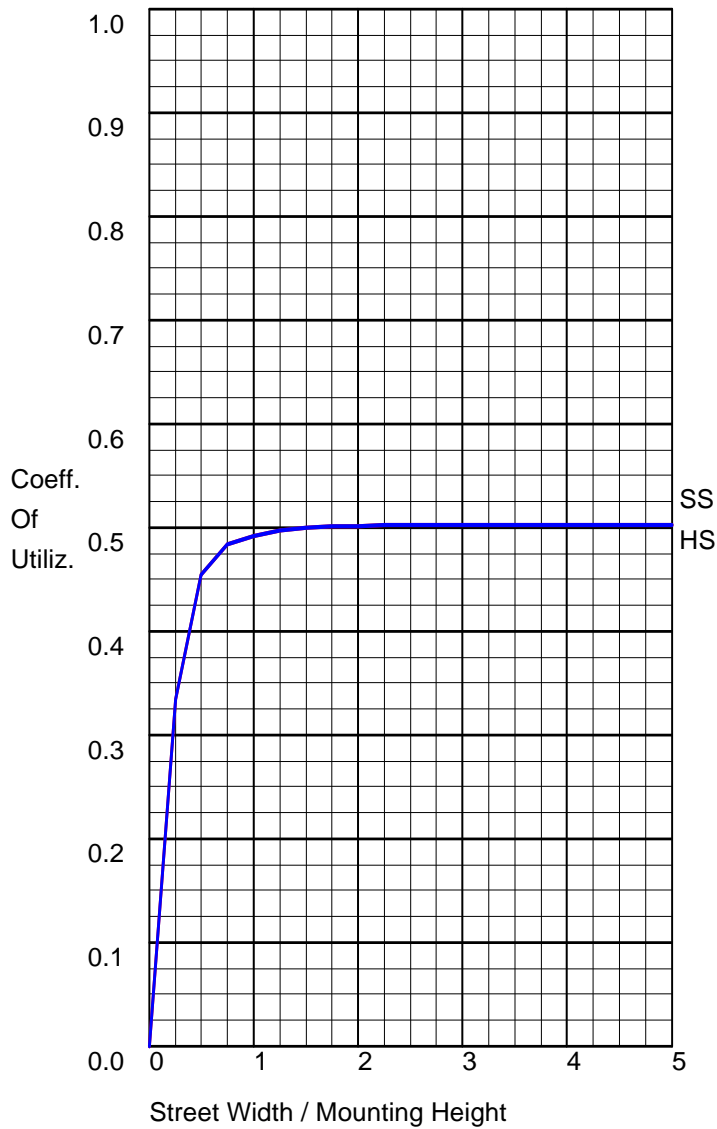
Vert. Angles	Horizontal Angles								
	<u>50</u>	<u>55</u>	<u>60</u>	<u>65</u>	<u>70</u>	<u>75</u>	<u>80</u>	<u>85</u>	<u>90</u>
0.0	1682	1682	1682	1682	1682	1682	1682	1682	1682
0.5	1679	1679	1679	1679	1678	1679	1680	1681	1681
1.0	1675	1675	1676	1675	1674	1675	1677	1677	1677
1.5	1668	1669	1669	1669	1668	1669	1670	1670	1671
2.0	1659	1660	1661	1660	1660	1661	1662	1662	1664
2.5	1648	1648	1650	1650	1649	1651	1651	1652	1654
3.0	1636	1636	1637	1637	1637	1639	1640	1639	1640
3.5	1621	1621	1622	1622	1623	1624	1624	1625	1625
4.0	1605	1605	1605	1605	1606	1607	1608	1608	1608
4.5	1586	1585	1586	1586	1588	1588	1588	1589	1588
5.0	1565	1565	1566	1566	1566	1568	1567	1568	1568
6.0	1518	1516	1517	1517	1519	1520	1521	1521	1520
7.0	1460	1460	1460	1462	1465	1466	1466	1466	1466
8.0	1396	1396	1396	1398	1402	1402	1404	1405	1405
9.0	1325	1325	1325	1329	1332	1333	1335	1337	1338

IES ROAD REPORT
PHOTOMETRIC FILENAME : L081911001.IES

CANDELA TABULATION - (Cont.)

10.0	1250	1251	1252	1253	1255	1258	1261	1264	1266
12.5	1053	1054	1055	1055	1055	1056	1060	1062	1064
15.0	851	851	852	851	851	850	851	850	850
17.5	658	657	656	654	653	653	651	649	647
20.0	488	486	485	484	482	479	477	474	473
25.0	245	244	241	240	238	236	234	233	233
30.0	118	116	115	114	113	112	111	110	109
35.0	60	60	60	59	59	58	58	57	57
40.0	36	36	35	35	35	35	35	34	35
45.0	24	24	24	24	24	23	23	23	23
50.0	17	17	17	16	16	16	16	16	16
55.0	12	12	12	12	12	12	12	12	12
60.0	8	8	8	8	8	8	8	8	8
65.0	5	5	5	5	5	5	5	4	4
70.0	2	2	2	2	2	2	2	2	2
75.0	1	1	1	1	1	1	1	1	1
80.0	0	0	0	0	0	0	0	0	0
85.0	0	0	0	0	0	0	0	0	0
90.0	0	0	0	0	0	0	0	0	0

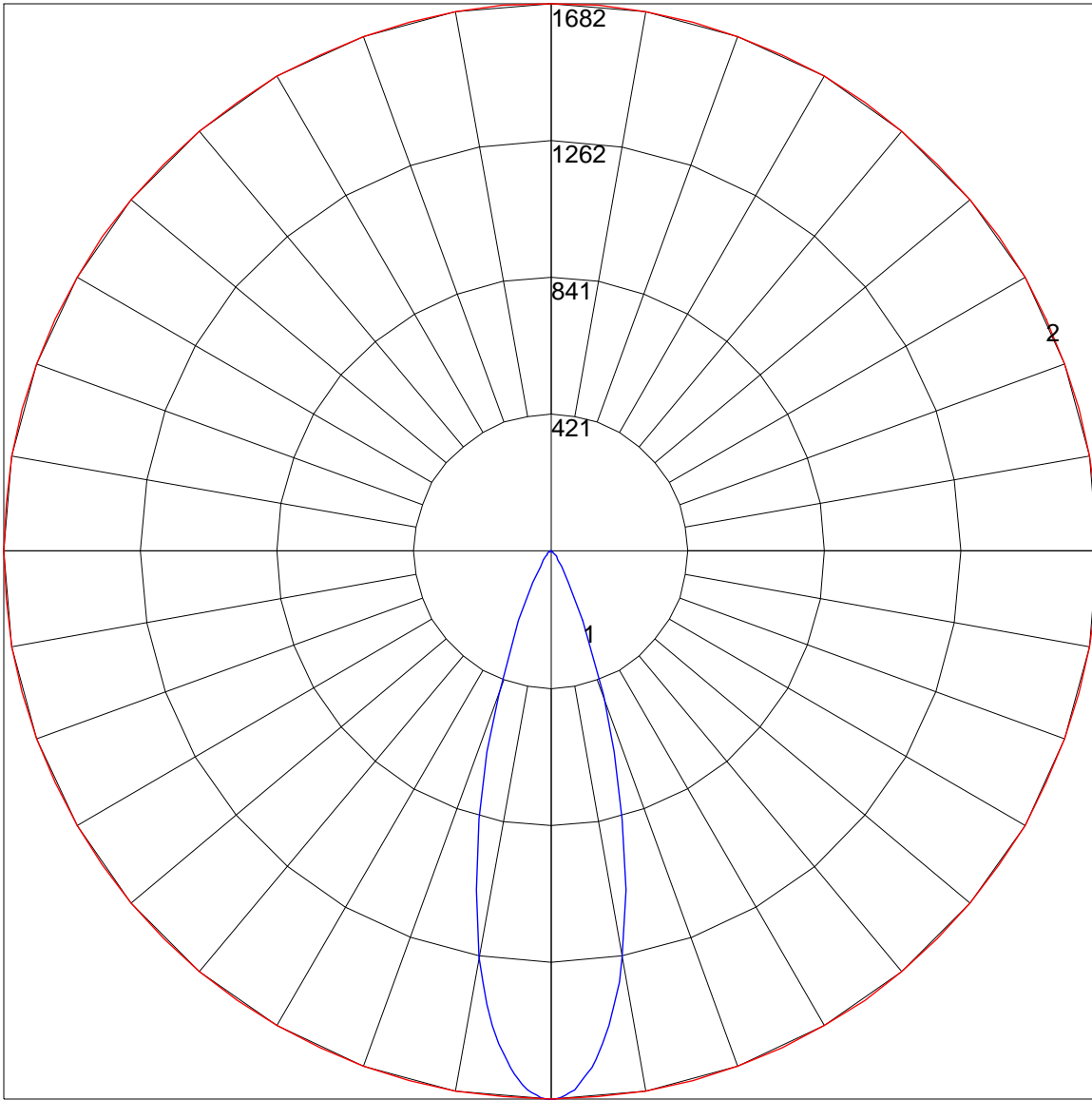
COEFFICIENTS OF UTILIZATION



FLUX DISTRIBUTION

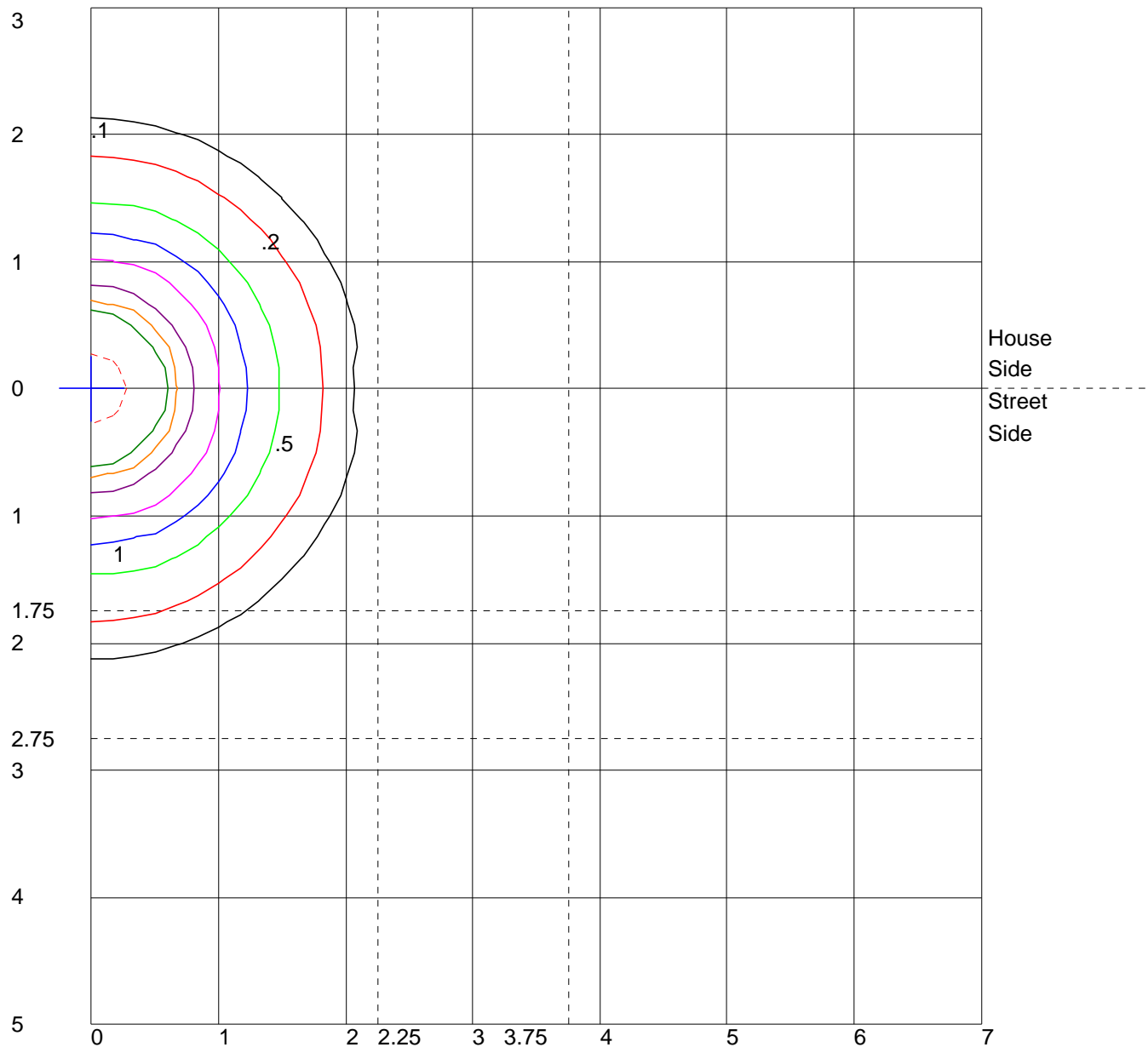
	Lumens	Percent Of Luminaire
Downward Street Side	286.8	50.0
Downward House Side	286.8	50.0
Downward Total	573.6	100.0
Upward Street Side	0.0	0.0
Upward House Side	0.0	0.0
Upward Total	0.0	0.0
Total Flux	573.6	100.0

POLAR GRAPH



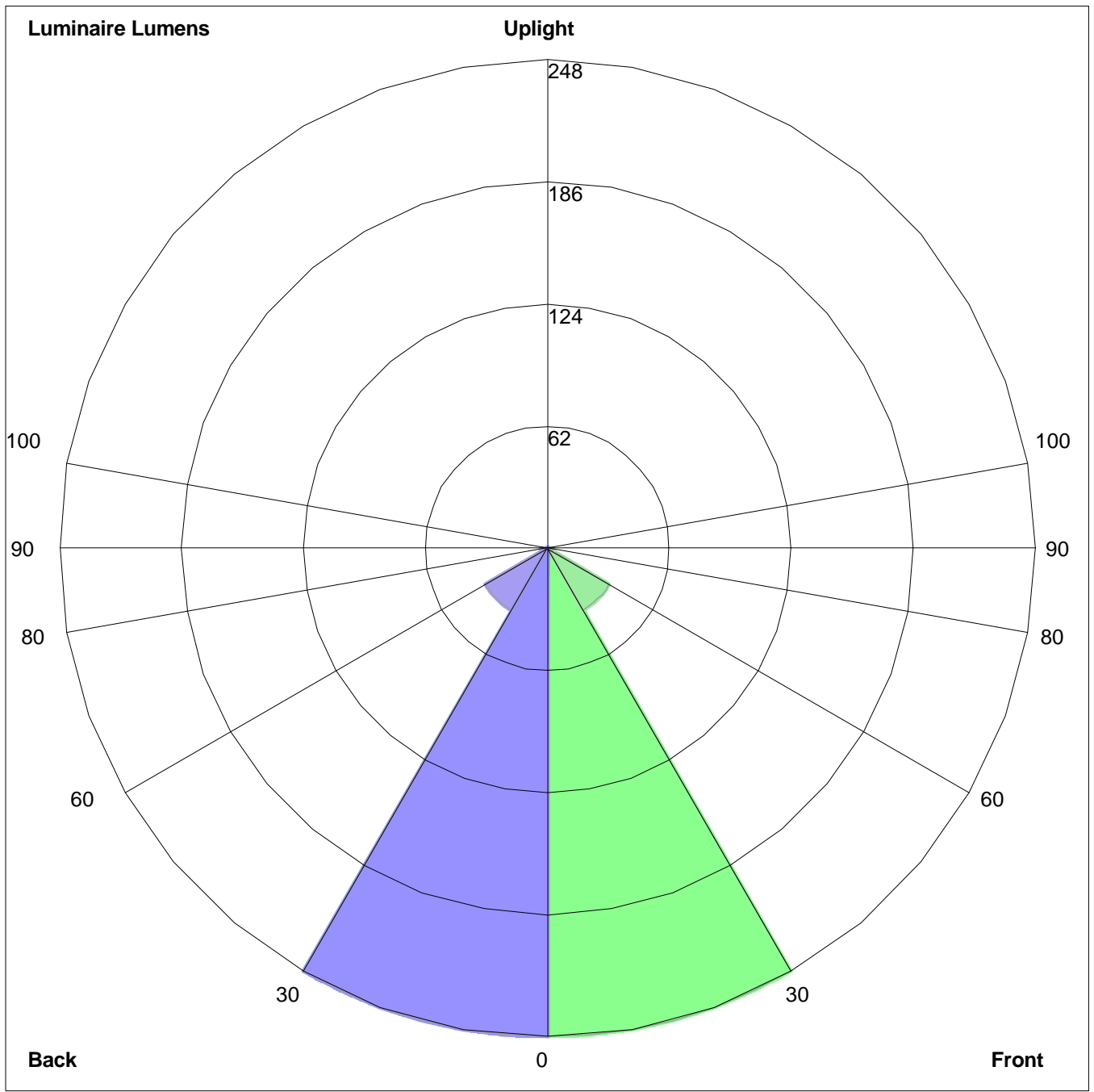
Maximum Candela = 1682 Located At Horizontal Angle = 90, Vertical Angle = 0
1 - Vertical Plane Through Horizontal Angles (90 - 270) (Through Max. Cd.)
2 - Horizontal Cone Through Vertical Angle (0) (Through Max. Cd.)

ISOFOOTCANDLE LINES OF HORIZONTAL ILLUMINANCE



Distance In Units Of Mounting Height
 Values Based On 2 Foot Mounting Height
 1/2 Maximum Candela Trace Shown As Dashed Curve
 (+) = Maximum Candela Point

LUMINAIRE CLASSIFICATION SYSTEM (LCS) GRAPH



Luminaire Lumens:
Front: Low=247.6, Medium=36.2, High=3.0, Very High=0.0
Back: Low=247.6, Medium=36.2, High=3.0, Very High=0.0
Uplight: Low=0.0, High=0.0

BUG Rating : B1-U0-G0